

COUNTY OF GREENVILLE OTHER RELATED INFORMATION

This section of the budget document contains the following information:

- ❑ A profile of Greenville County, South Carolina including statistical and demographic information about the county
- ❑ A glossary of terms commonly referred to in this document
- ❑ An index for the budget document

GREENVILLE COUNTY, SOUTH CAROLINA



Greenville County was founded as a trading post in the mid-1700's. Since it's origin, Greenville has been a major center for business and commerce.

The county was created by the State's General Assembly on March 22, 1786. In 1797, a county seat was laid out, and by 1869, the area's population had reached 2,000. The village of Greenville was chartered by state law on December 17, 1831. On February 14, 1907, the city surrendered its charter and accepted incorporation under general law.

During the 1820's, Greenville evolved into a textile-manufacturing center with the opening of three major mills, and after Reconstruction, the industry prospered. In 1915, the city held its first Southern Textile Exposition, and two years later, the first Textile Hall was built, proclaiming Greenville "The Textile Center of the South."

Today, Greenville County is still known as a business and high technology manufacturing center, and the county is building on its reputation as an attractive site for corporate headquarters relocation and international business investment. Greenville County is also a regional center for industrial technology, engineering, health and commerce.

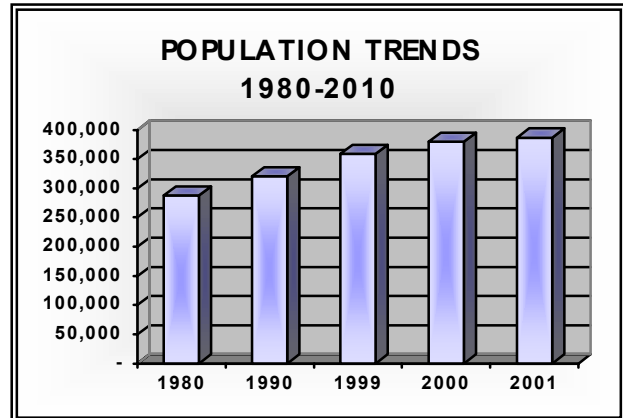
POPULATION & HOUSEHOLD CHARACTERISTICS

POPULATION

With an estimated population of 386,693 in 2001, Greenville County is South Carolina's largest county. Growth rates have averaged 1.6% per year since 1990.

GREENVILLE COUNTY POPULATION	
1980	287,913
1990	320,167
1999	358,936
2000	379,616
2001	386,693

Source: U.S. Bureau of the Census (1950-1990)
 Projections: S. C. State Data Center



RACIAL COMPOSITION OF COUNTY

The following chart depicts the population of Greenville County by racial composition.

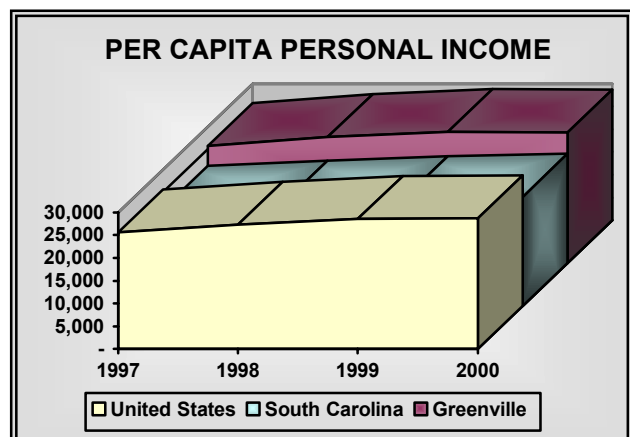
POPULATION COMPOSITION 2000		
White	294,324	77.5%
Non-White	85,292	19.1%
TOTAL	379,616	100.0%

Source: U.S. Bureau of the Census.

INCOME

PER CAPITA INCOME

Per capita income levels in Greenville County increased more than 37% between 1990 and 2000. At \$28,743 this figure is almost 20% higher than the state.



HOUSING/HOUSEHOLD INFORMATION

The following chart depicts the household and persons per household for the period 1980-2000.

	1980	1990	2000
Population	287,913	324,498	379,616
Total Households	101,579	122,878	149,556
Persons/ Household	2.8	2.5	2.47

LABOR FORCE PROFILE

A total of 241,800 Greenville County residents participated in the workforce in 2000. Unemployment was recorded at 2.8 percent for the year.

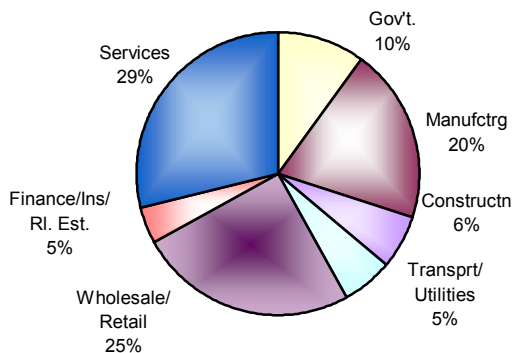
ANNUAL AVERAGE UNEMPLOYMENT RATE

Consistent with trends across the country and state, the unemployment rate fell significantly, in 1994 for the County of Greenville. The following chart represents the unemployment rate for 1990-2001 for Greenville County.



INDUSTRY GROUP EMPLOYMENT

The composition of the work force for the County of Greenville is shown in the following table. The majority of the work force is employed in the



2000 EMPLOYMENT BY SECTOR

categories of services, wholesale/retail, and manufacturing. The figures include all persons who work in the county, regardless of their place of residence.

RIGHT-TO-WORK STATE

Employer/employee relations in South Carolina are stable, and the state consistently ranks as one of the least unionized in the nation. South Carolina is a right-to-work state. In 2000, only 1.5% of the state's workers were members of a labor union. The state also has consistently had one of the lowest work stoppage rates in the United States. In 1997, an average of only 0.01% of working time was lost due to strikes in manufacturing and non-manufacturing industries combined. The Greenville area mirrors the state, with less than 0.6% of the total workforce participating in union membership.

EDUCATION AND TRAINING PROFILE

Greenville County is served by one school district. The District serves more than 60,000 students each year, making it the largest school district in South Carolina, and the 66th largest in the nation. Included in the School District of Greenville County are a Fine Arts Center, an international baccalaureate program, the Roper Mountain Science Center, and the Governor's School for the Arts.

The middle and high school system offers a new program of magnet schools to provide strong core curriculum enhanced with extensive course work in such areas as communication, arts, international studies, languages, pre-engineering technology, health professions and science and technology.

The School District of Greenville County operates four vocational centers: Donaldson, Enoree, Foothills, and Golden Strip. These facilities specialize in technical instruction than can enable a student to obtain gainful employment after graduation from high school.

EDUCATION, AGE 16-69, GREENVILLE COUNTY, 2000		
	Greenville County	Region
High School Graduates	79.5%	75.3%
1 to 3 yrs College	26.9%	25%
College Graduates	18.1%	13.7%
Post Graduates	8.2%	6.9%

There are approximately 65 private, special denomination schools, most of which are affiliated with religious organizations. 7,439 students, from K-3 to high school, attend these schools.

Greenville County has six higher education facilities that enroll students at the college level in private or technical schools. These institutions include Bob Jones University, Furman University, Greenville Technical College, North Greenville College, The University Center of Greenville, and Webster University.

UPSTATE INSTITUTIONS OF HIGHER EDUCATION		
COUNTY	INSTITUTION	TYPE
Anderson	Anderson College	4 yr private
	Tri-County Technical	Technical
Cherokee	Limestone College	4 yr private
Greenville	Bob Jones University	4 yr private
	Furman University	4 yr private
	Greenville Technical College	Technical
	North Greenville College	4 yr private
	The University Center	Consortium
	Webster University	Private graduate
Laurens	Presbyterian College	4 yr private
Pickens	Clemson University	4 yr public
	Southern Wesleyan University	4 yr private
Spartanburg	USC at Spartanburg	4 yr public
	Converse College	4 yr private
	Wofford College	4 yr private
	Spartanburg Methodist	2 yr private
	Sherman College of Straight Chiropractic	Private professional
	Spartanburg Technical	Technical

BUSINESS CLIMATE PROFILE

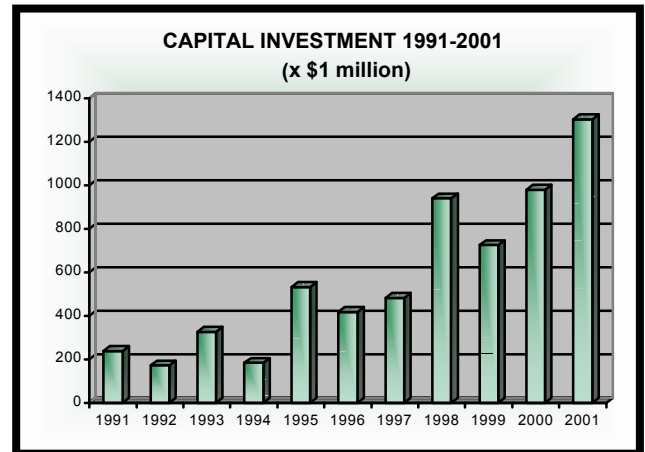
ECONOMIC GROWTH

The region's economy was originally built on the cotton and textile industry. The dominance of textiles continued to mold the area's economy throughout the first half of the century. Today, extensive industrialization has brought about growth in the chemicals, machinery, and auto industries. With a foundation in manufacturing, the Greenville economy is characterized as a diverse blend of finance, engineering, construction and corporate services.

ANNOUNCED CAPITAL INVESTMENT

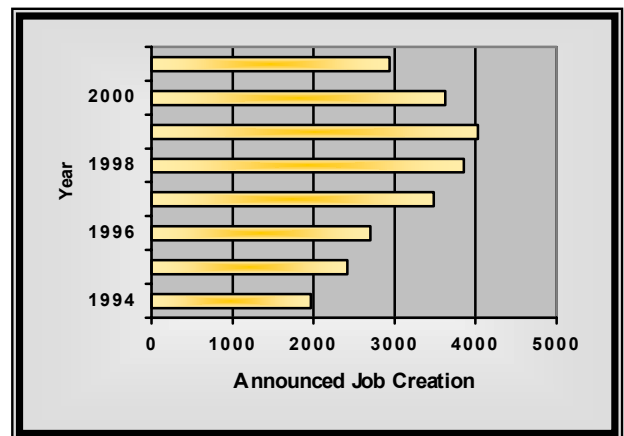
The total capital invested between 1991 and 2001 was \$6,301,056,000. Industries participating in Greenville County's growth through announced capital investments have ranged from plastics,

textiles, manufacturing, electronics and automotive suppliers to residential construction and road repair. As of December 2000 there were 72 international companies located in Greenville County.



ANNOUNCED JOB CREATION

From 1994 to 2001, manufacturing, engineering, telecommunications and retail have been major sources of new jobs. Over the past eight years, approximately 25,023 jobs have been created in Greenville County. In 1997, Greenville County surpassed all other counties in the state with over 3,400 announced new jobs.



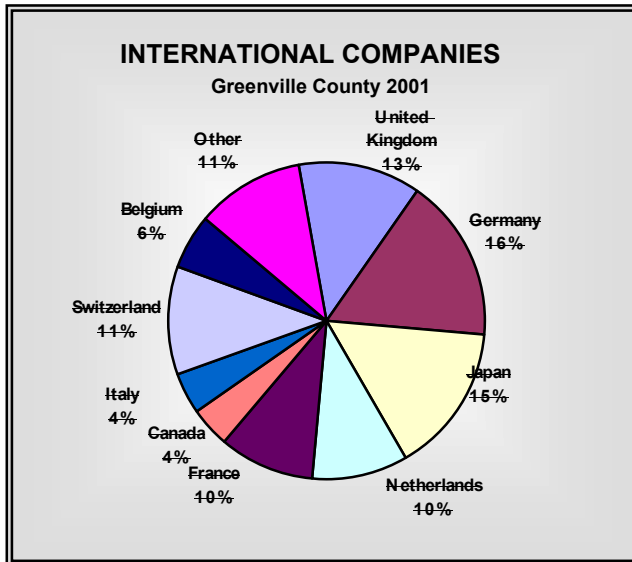
HEADQUARTERS

Greenville's pro-business environment and strategic location along the eastern seaboard makes the area an attractive location for corporate headquarters. Approximately 132 companies have their regional, national, or international headquarters in the Upstate of South Carolina. A total of 60 of these companies are located in Greenville County.

Within the state of South Carolina, Greenville County ranks number one for headquarter locations.

INTERNATIONAL FIRMS

Greenville County has one of the highest concentrations of the international firms per capita than any community in the United States. In 2001, there were 72 international companies located in Greenville County. The following graph illustrates the concentration of international firms in Greenville County as of 2001.



RETAIL MARKET

Greenville's economic growth has generated strong retail sales and a healthy retail market. Surveys quote the total size of the market to be between 8 and 10 million square feet. Greenville's two regional shopping malls account for about 25% of the market, with 2.7 million square feet. The remaining centers are distributed among community centers (28%), neighborhood centers (23%) and specialty centers (10%).

Recent growth includes the Woodruff Road corridor with the 200,000 square foot Sam's Wholesale Club and the possible redevelopment of Greenville Mall. Charlotte based Crosland Company plans to develop a 600,000 Square foot center that will house six anchor tenants. Cherrydale Point and Fairview Road continue to see development. Growth in the central business district include Mast General Store and the development of two mixed-used properties with specialty retail tenants.

Greenville County had approximately \$21 billion in retail sales in 2001. Gross retail sales in the county have traditionally outpaced all other South Carolina counties.

MAJOR EMPLOYERS

The following chart displays the top 10 employers currently within Greenville County and the number of individuals employed by each.

TOP 10 EMPLOYERS	EMPLOYEES	PRODUCT/SERVICE
Greenville Hospital System	7483	Health services
School District	7,207	Public Education
Bi-Lo	4,083	Retail Grocery
General Electric	2,600	Gas Turbines
State of South Carolina	2,561	State Government
KEMET Electronics	2,397	Capacitors
St. Francis Hospital	2,103	Health Services
Bob Jones University	1,783	Educational Services
Sealed Air Corp.	1700	Plastic bags/film
Fluor	1680	Engineering

TRANSPORTATION ASSETS

INTERSTATE AND HIGHWAYS

Greenville County has 1,428 miles of state-maintained highways and almost 1,700 miles of roadway maintained by Greenville County. With the exception of the Southern Connector, all of South Carolina's 64,000 miles of roadway are toll-free. Interstate 85 is the backbone of the manufacturing region. Greenville possesses the only continuous six-lane stretch of Interstate 85 in the state, which extends from Spartanburg County to Anderson County. Greenville also connects with I-26 to the south, enabling direct access to South Carolina ports, and to I-85 to the southwest from I-385.

In November 2001, access to the southern portion of Greenville County was enhanced by the Southern Connector. This \$191 million highway stretches across 17 miles from I-385 in Mauldin to I-85 on Greenville's west side and opens up portions of the county, which have been inaccessible for industrial development. This is the Upstate's first privately developed toll road, whereby no tax dollars are being spent.

FREIGHT

Approximately 75 freight lines serve the Greenville- Spartanburg area, half of which have terminals. Greenville's location along the major highway freight corridors provides the area with

large consistent supplies of trucks from numerous specialized trucking carriers serving the United States.

Greenville's strategic location enables overnight trucking service to the majority of the Southeast. One-day trucking service reaches 44% of the country's population and 27% of the nation's manufacturing output.

GREENVILLE-SPARTANBURG INTERNATIONAL AIRPORT

The Greenville-Spartanburg International Airport (GSP) serves the Upstate of South Carolina. This regional facility is located 12 miles northeast of the city of Greenville on I-85 and offers 64 daily departures (4,975 seats) to 15 non-stop destinations. GSP is the largest airport in South Carolina with regard to scheduled daily flights and seats available. Airlines presently servicing GSP include: ASA, Conair, Continental Express, Delta, Midway, Northwest Airlines, USAirways, CCAir, PSA, and United Express.

A total of 1,590,786 passengers traveled through GSP International in 2001. Approximately 24,097 tons of air cargo were shipped in 2001 and there were 61,775 aircraft operations in 1997. A 2,000-foot extension was completed in 1998 and puts the runway at 11,000 feet, placing GSP as the 19th longest runway in the nation.

GREENVILLE DOWNTOWN AIRPORT

The Greenville Downtown Airport is located just minutes from the Central Business District. This facility serves local businesses as a general aviation facility as well as a special-use airport. In addition, the facility provides training, aircraft maintenance and is a hub for domestic and international air cargo operations.

DONALDSON CENTER INDUSTRIAL PARK

Donaldson Air Park is a 2,500 acre industrial park which includes a 1,300-acre airport. The airport is a special-use airport and general aviation facility. It serves as a major aircraft maintenance and modification center and a domestic and international air cargo operation service center.

SEA PORTS

Greenville's strategic location enables access to ocean shipping from three South Carolina sea ports, which include the Port of Charleston, the Georgetown Port and Port

Royal. Operated by the South Carolina Ports Authority, all three ports provide container-loading facilities and are within three to four hours of the Upstate.

RAIL

Norfolk Southern provides the only direct service from the Port of Charleston to Greenville, operating an intermodal ramp in the downtown area. CSX Railroad also services the port and Greenville County via "spur" lines, which carry goods directly from the port of the customer site.

PUBLIC TRANSIT

The Greenville Transit Authority (GTA) offers eight scheduled bus routes within Greenville County. Buses run five days per week from 5:30 a.m. to 6:30 p.m. For residents requiring special assistance, GTA provides transportation through a special program for the handicapped. GTA also serves major senior citizen complexes, as well as area shopping centers.

UTILITIES

ELECTRICAL

Duke Power Company

Duke Power Company, one of the nation's largest investor-owned electric utilities, serves approximately 1,800,000 customers in the Carolinas. Its 48-county service area encompasses approximately 20,000 square miles through the industrial Piedmont section of two states.

Saluda River Electric Cooperative, Inc.

Saluda River Electric Cooperative, Inc. is a non-profit electric generation and transmission cooperative corporation owned by its members. Saluda River provides wholesale electric service to five member systems, which are rural electric distribution cooperatives. Through its member systems, Laurens Electric Cooperative and Blue Ridge Electric Cooperatives, it provides electric service to Greenville County.

Greer Commission of Public Works

The Greer Commission of Public Works' electric system was established in 1914 and consists of 10 circuits originating within the city, with approximately 325 miles of line which distribute electricity at 12,470 volts. The Commission's electric service area is approximately 13.5 square miles with a customer base of 9,817.

WATER

The Greenville Water System

The Greenville Water System supplies the Greater Greenville area from reservoirs located at Table Rock and North Saluda. It also houses treatment facilities at Lake Keowee. The current average daily usage is 52 million gallons. Approximately 120,000 metered accounts service 104,000 residential and 16,000 commercial accounts on a quarterly basis.

Greer Commission of Public Works

The Commission's water system was established in 1914, and currently the water supply is obtained from Lake Cunningham. The Commission owns two protected watersheds, Lake Cunningham and Lake Robinson, which are located on the South Tyger River. Average daily usage is 6 million gallons. The Commission's water services area is approximately 95 square miles, including the city limits and surrounding areas. The Commission serves approximately 11,877 water customers.

SEWER

Greer Commission of Public Works

The Commission's sewer system was established in 1914 and provides wastewater collection, treatment and disposal. The Commission operates two wastewater treatment facilities. The Commission serves approximately 6,957 residential, commercial, and industrial customers.

Western Carolina Regional Sewer Authority

The Western Carolina Regional Sewer Authority is a special purpose district provider of wastewater trunk line and treatment plant services. The Sewer Authority operates 12 major plants, as well as several smaller treatment facilities within the Greenville area. The total permitted capacity for these plants is 60 million gallons per day with a current daily flow of 45 million gallons.

GAS

Greer Commission on Public Works

The Commission's natural gas system was established in 1957. The system operates 52 miles of high-pressure transmission lines and 457 miles of intermediate and distribution lines, along with 52 pressure reducing and regulating stations on the natural gas distribution system. Services are provided to

Greer, Landrum, Reidville, Duncan, Lyman, Wellford and the surrounding areas. The service area is approximately 750 square miles with a customer base of 11,711.

Fountain Inn Natural Gas

The Fountain Inn Natural Gas System was founded in 1952 and serves approximately 3,600 customers in the City of Fountain Inn and surrounding areas. The system has approximately 180 miles of main line and is part of a larger line that extends from Texas to New York.

Piedmont Natural Gas Inc.

Piedmont Natural Gas, Inc. was incorporated in 1950. Piedmont is an energy and services company primarily engaged in the transportation, sale and local distribution of natural gas and propane to over 700,000 residential, commercial, and industrial customers in North Carolina, South Carolina and Tennessee.

TELECOMMUNICATIONS

BellSouth

BellSouth provides local telephone service to most of Greenville County. BellSouth offers an advanced communications network with over 1,000 products on line.

GTE, ALLTEL

GTE provides local service in the Simpsonville area, and ALLTEL offers service in the northeast corner of Greenville County.

Long Distance and Mobile Communications Providers

There are numerous long distance and mobile communications service providers in the Greenville area.

QUALITY OF LIFE

HOUSING

In 2001, there were approximately 6,227 homes that were sold through the Multiple Listing Service of the Greenville Association of REALTORS. The average selling prices was \$147,462. Local builders as well as many national homebuilders have found Greenville to be a very attractive market. In recent years, Greenville County has been ranked in *U. S. News and World Report's* "Top 25 Housing Markets in the United States."

HEALTH CARE

HOSPITALS	
NAME	NUMBER OF BEDS
Allen Bennett Memorial (general acute)	68
Charter Hospital of Greenville (psychiatric)	45
Charter Hospital of Greenville (substance abuse)	21
Chestnut Hills (LT psychiatric & res. Treatment)	44
Greenville Memorial (general acute)	628
Greenville Memorial (psychiatric)	28
Greenville Memorial (substance abuse)	66
Hillcrest Hospital (general acute)	56
Marshall I. Pickens (acute psychiatric)	106
Marshall I. Pickens (residential treatment)	22
North Greenville (alcohol treatment)	5
Shriners Hospital (children's orthopedic)	60
St. Francis Hospital (general acute/rehab)	257
St. Francis Women's Hospital (general acute)	62
W. J. Barge Memorial Hospital (general acute)	79
Vocational Rehabilitation Center (substance abuse)	36

Greenville Hospital System

The Greenville Hospital System is a 1,160-bed network. The System is a non-profit teaching and research medical center. GHS is the state's largest health care provider in South Carolina and one of the Southeast's leading medical facilities.

St. Francis Health System

St. Francis Health System is a member of the Franciscan Sisters of the Poor, a Catholic health care organization headquartered in New York.

RELIGION

A large variety of religious practices are found in the Greenville area, including: 6 Roman Catholic churches (several of which operate private schools), several Episcopalian churches (the oldest church in Greenville is Christ Church Episcopal), the Temple of Israel and the Beth Israel Synagogue, a Hindu community, several Bahai groups, an Islamic organization, Greek Orthodox, as well as Fundamental Baptist, Southern Baptist, Presbyterian, Methodist, Church of God, Assemblies of God, Lutheran, Jehovah's Witnesses, the Church of Latter-Day Saints, Seventh-Day Adventists, and Pentecostal Holiness denominations.

GOVERNMENT

County Government

Greenville County Council was created in 1967 by the South Carolina General Assembly. In 1973, a County Executive was appointed to oversee the daily delivery of county government services. In 1976, under Home Rule legislation, Greenville County adopted the council-administrator form of government.

County Council is a 12-member governing body elected from 12 single-member districts. County Council members serve staggered four-year terms and are responsible for overall policy development for county government.

County government provides a wide range of services including: health services, social services, emergency medical services, an effective modern law enforcement and judicial system, comprehensive planning, solid waste programs, modern engineering programs and cultural enrichment.

SHOPPING

Greenville boasts the highest growth retail sales in the state for the past four years. Greenville has two regional malls – Haywood Mall and Greenville Mall. Greenville's downtown thrives with specialty shops from antiques to interior design shops and restaurants.

THE MEDIA

The Greenville-Spartanburg, SC and Asheville, NC area is the 35th largest television household market in the nation, with 700,570 television households. Other media within the Upstate Area include 5 network-affiliated television stations, 1 independent television station, 3 local cable television channels, 4 daily newspapers, 25 weekly newspapers, 3 specialty publications and 23 radio stations.

THE ARTS

Much of the artistic and cultural activity in Greenville is centered around the Peace Center for the Performing Arts. The \$42 million center features a 2,000-seat concert hall and a 400-seat theater.

Art Galleries

The Greenville County Museum of Art exhibition program and permanent collection feature American art from colonial to contemporary times. The collection surveys the highlights of American art history primarily through works created in the South or by Southern natives.

The Bob Jones University Art Gallery and Museum houses one of the world's finest and best known collections of religious paintings dating from the 13th to the 19th centuries.

Liberty Life Corporation has one of the country's largest international textile art exhibits with over 300 displays from 40 countries.

Theatre

Greenville features several theaters and theatre groups, such as: the Greenville Little Theatre, Greenville Savoyards, Centre-Stage-South Carolina, the Warehouse Theatre, and the Furman Theatre Guild and the Classic Players at Bob Jones University.

Ballet

Greenville features the Greenville Ballet School & Company, the Greenville Concert Ballet, and the Carolina Ballet Theatre.

Symphony

An outstanding concert program is provided in the Peace Center for the Performing Arts. In addition to the Greenville Symphony, outstanding artists from around the world perform in the center. The Community Concert Series offers four excellent programs each season. The Bob Jones Symphony Orchestra and The Greenville Civic Chorale perform regularly. The Carolina Youth Symphony is a regional orchestra.

CONVENTIONAL FACILITIES

The BI-Lo Center, Greenville's premiere multi-purpose venue, holds several exhibitions and tradeshow in the arena's 40,000 square feet of exhibition space.

The Palmetto International Expositions Center, with 512,000 square feet of exhibition space, hosts more than 35 trade and public shows annually. This facility is the 3rd largest exhibit hall in the Southeast and the 20th largest in the United States and Canada.

CLIMATE

Mean Annual Temperature	60 degrees F
Hottest Month	July
Average July Temperature	78 degrees F
Coldest Month	January
Average January Temperature	39 degrees F
Humidity	70%
Annual Precipitation	53.7 inches
Annual Snowfall	11.2 inches

RECREATION AND ENTERTAINMENT

Major Festivals

Greenville hosts four major festivals each year. These include: Fall for Greenville – A Taste of Our Town, River Place Festival, First Night Greenville, and Red, White & Blue.

Seasonal Events

Greenville is also host to seasonal events during the months of April through October. These events include Downtown Alive, a Metropolitan Arts Council fundraiser, West End Thursday, a weekly outdoor-theme music event, and Main Street Jazz, a weekly evening of live jazz.

City of Greenville Recreation

The City Recreation Department operates 39 parks, playgrounds and recreation centers. The Greenville Zoo features new exhibit areas which represent Asia, Africa, and Australia. The Greenville Municipal Stadium is the home of the Greenville Braves, class AA affiliate of the Atlanta Braves in the Southern League. The G-Braves' regional fan base brings almost 250,000 fans to the stadium each season.

Greenville County Recreation

The Greenville County Recreation Commission presently operates 30 recreation sites, including tennis courts, swimming pools, specialized facilities and other outdoor recreation areas – over 1,000 acres of parks. Other leisure time facilities and programs include The Pavilion, South Carolina's only public olympic-sized ice skating venue; Riverbend, a 64-acre, public equestrian park; and Westside Aquatic Center, South Carolina's only 50-meter public indoor swimming facility.

State Recreation Areas

State parks serving Greenville include the 1,275 acre Paris Mountain State Park, the 300 acre Pleasantburg Ridge State Park, the 2,900 acre Table Rock State Park. Jones Gap and Caesar's Head State Parks combine to form the 13,000+ acre Mountain Bridge Wilderness Area, with more than 46 miles of hiking trails near the North Carolina state line.

The Cherokee Foothills Scenic Highway (SC Highway 11) traverses the northern part of Greenville County, providing a majestic view of the foothills of the Blue Ridge Mountains. Other state

park facilities in the area include: Keowee-Toxaway (1,000 acres), Croft State park (7,088 acres), Wildcat Wayside (63 acres), and Oconee State Park (2,165 acres).

Lake Hartwell, located about 45 minutes from Greenville on the South Carolina-Georgia state line, provides plentiful fishing and water sports activities, as do Lake Keowee and Lake Jocassee, also 45 minutes from Greenville.

Other Recreation/Entertainment Information

The Greenville area has seven major theaters which house a total of 50 viewing screens. Greenville also provides 51 hotels totaling over 5,500 rooms.

Greenville offers more than 35 nightclub facilities that offer dancing, live entertainment, billiards, and other activities. Greenville has over 250 restaurants, with 65 restaurants located in the downtown area alone.

Greenville hosts the only dinner theater in the Upstate – The Café and Then Some – which dishes out original local humor on a nightly basis.

SPORTS

The Bi-Lo Center is the home of the new Greenville Grrowl, a new member of the East Coast Hockey League. The Greenville Municipal Stadium is the home of the Greenville Braves, class AA affiliate of the Atlanta Braves in the Southern League.

The Shamrock Stadium, located in Greer, SC is home to the South Carolina Shamrocks, Greenville-Spartanburg's professional soccer team.

THE GREENVILLE COUNTY LIBRARY

Greenville has a countywide library system with a central building, 10 branches, 2 bookmobiles and an outreach van, as well as a law library located in the Greenville County Courthouse. The main library features a special South Carolina history collection, government documents, films for loan and audio-visual materials for loan. The total number of volumes is over 750,000 with annual circulation of over 1,268,144 books a year.

Note: Some statistical and demographic information was taken from the 2002 Economic Profile of Greenville County developed by the Appalachian Council of Governments.

COUNTY OF GREENVILLE GLOSSARY

The following list provides terms commonly referred to in this document. Acronyms that may not be identified within the text are also included.

ACCOUNT GROUPS	Account groups are used to establish accounting control and accountability for the County's general fixed assets and general long-term debt. The following are the County's account groups: (1) General Fixed Assets Account Group – This account group is used to account for all fixed assets of the County, other than those accounted for in the proprietary fund. (2) General Long-Term Debt Account Group – This account group is used to account for all long-term obligations of the County, other than those accounted for in the proprietary fund.
AD VALOREM	Taxes levied on all real and certain personal property, tangible and intangible, according to the property's assessed valuation.
APPROPRIATION	An expenditure authorization with specific limitations as to amount, purpose and time.
ASSESSED VALUATION	The Real Property Services Appraiser's estimation of the Fair Market Value of real estate or other property. This valuation is used to determine taxes levied upon the property.
BOND	A written promise to pay a specified sum of money (called the face value or principal amount) at a specified date together with periodic interest at a specified rate.
BUDGET	A financial plan for a definite period of time based on estimates of expenditures during the period and estimated sources for financing them.
BUDGET AUTHORITY	Authority provided by law to enter into obligations that will result in immediate or future outlay of government funds. The basic forms of budget authority are appropriations, borrowing authority and contract authority.
BUDGET YEAR	The fiscal year for which the budget is being considered: the fiscal year or years following the current year.
CAPITAL	Capital can refer to physical such as plant property or equipment or to financial resources required to acquire physical resources.
CAPTIAL BUDGET	That part of the Capital Improvement plan involving capital expenditures or borrowing for the period covered by the operating budget.
CAPITAL IMPROVEMENT PLAN (CIP)	A planned schedule of major capital improvements. Capital improvements are defined as a project involving property acquisition, construction, and/or expansion of permanent physical facilities, and the purchase and/or replacement of major pieces of equipment.

CAPITAL PROJECT FUNDS	Capital project funds are used to account for financial resources to be used for the acquisition or construction of major capital facilities (other than those financed by proprietary funds).
CAPITAL OUTLAY	Expenditures which result in the replacement of or an addition to fixed assets.
CONTRACTUAL	Category of costs which are paid under a formal agreement with third parties.
DEBT	A government credit obligation.
DEBT SERVICE FUNDS	Debt service funds are used to account for the accumulation of resources for, and the payment of, general long-term debt principal, interest and related costs.
DEPARTMENT	A cost center or operating unit in the county.
DEPRECIATION	(1) Expiration in the service life of fixed assets attributable to wear and tear, deterioration, action of the physical elements, inadequacy or obsolescence. (2) The portion of the cost of a fixed asset which is charged as an expense during a particular period. In accounting, the cost of an asset, less any salvage value, is pro-rated over the estimated service life of such an asset, and each period charged with a portion of such cost. Through this process, the entire cost of the asset is ultimately charged off as an expense.
DIVISION	A major unit of organization which groups departments into classes by the service they provide.
ENCUMBRANCE	A financial commitment related to an unperformed contract for goods or services.
ENTERPRISE FUND	The fund established to account for operations that are financed and operated in a manner similar to private business enterprises. The intent of the governing body is that the costs of providing goods and services to the general public, on a continuing basis, are financed or recovered primarily through user fees/charges; and for which preparation of an income statement is desirable.
ESTIMATED REVENUES	Projections of funds to be received during the fiscal year and legally budgeted for a given fund for a given budget period.
EXPENDITURES	The incurring of an actual liability as the cost of goods delivered or services rendered including operating expenses, capital outlays and debt service pursuant to the authority granted in an appropriation ordinance.
FIDUCIARY FUNDS	The County's only fiduciary fund type is its Agency Funds. Agency funds are used to account for assets held by the County as an agent for individuals, private organizations, other governments and/or other funds. Agency funds are custodial in nature and do not involve measurements of results of operations.
FISCAL YEAR (FY)	An accounting period of 12 successive calendar months to which the annual budget applies. The County's fiscal year being July 1 and ends June 30.

FIXED ASSETS	Assets of long-term character with value of \$5,000 or more which are intended to be held or used for an extended period of time, such as land, buildings, machinery, and equipment.
FRANCHISE FEES	Fees levied on a business corporation in return for granting a privilege sanctioning a monopoly, or permitting the use of public property, usually subject to regulation.
FULL TIME EQUIVALENT	The calculation of the number of employees required to complete the tasks scheduled within each department. This is calculated by dividing the total number of scheduled hours by the normal hours scheduled for one employee.
FUND ACCOUNTING	The accounts of the County are organized on the basis of funds or account groups, each of which is considered a separate accounting entity. The operations of each fund are accounted for with a separate set of self-balancing accounts that comprise its assets, liabilities, fund balance, revenues and expenditures. The various funds are summarized by type in the financial statements. The following fund types and account groups are used by the County: governmental funds, proprietary funds, and fiduciary funds.
FUND BALANCE	Fund equity for governmental funds and trust funds which reflects the accumulated excess of revenues and other financing sources over expenditures and other uses for governmental functions.
GENERAL FUND	The general fund is the general operating fund of the County. It is used to account for all financial resources except those required to be accounted for in another fund.
GENERAL OBLIGATION BONDS	Bonds payable from ad valorem taxes upon all the property assessable by the issuing municipality and from other general revenues.
GOVERNMENTAL FUNDS	Governmental funds are used to account for the County's expendable financial resources and related liabilities (except those accounted for in proprietary funds). The measurement focus is upon determination of changes in financial position. The following are the County's governmental fund types; general fund, special revenue fund, debt service fund, capital project fund.
GRANTS	A financial contribution by Federal or State governmental units. Grants may be for specific purposes, for a category, or a block of related users.
INTERNAL SERVICE FUND	Internal service funds are proprietary funds and are used to account for goods or services provided by one department or agency to other departments or agencies of the County, or to other governmental units, on a cost-reimbursement basis.
MILLAGE RATE	The amount of tax stated in terms of a unit of the tax base; for example, each mill generates \$1 for every \$1,000 of assessed valuation of taxable property.
MULTIYEAR BUDGET PLANNING	A budget process designed to make sure that the long-range consequences of budget decisions are identified and reflected in the budget totals.

OPERATING	Category of costs for the day-to-day functions of a department or unit of organization.
PRIOR YEAR	The year immediately proceeding the current year.
PROPERTY TAX	Taxes computed as a percentage of the value of real or personal property expressed in mills.
PROPRIETARY FUNDS	Proprietary funds are used to account for activities that are similar to those often found in the private sector. The measurement focus is upon determination of net income. The County has two proprietary fund types: internal service fund and enterprise fund.
REVENUE	The yield of receipts of receivables that a governmental unit receives into the treasury for public use.
REVENUE FORECASTING	The utilization of various approaches used by governments to determine the levels of revenue available for use in future years.
SALARIES	Gross earnings of all authorized positions.
SPECIAL REVENUE FUND	Special revenue funds are used to account for the proceeds of specific revenue sources (other than major capital projects) that are legally restricted to specified purposes. The following activities are accounted for in the special revenue funds: federal revenue sharing, community development, charity hospitalization and other federal and state grants.
USER FEE	Charges for specific services rendered only to those paying such charges as, for example, landfill services charges.

COUNTY OF GREENVILLE INDEX

A		Capital Projects Fund	111
Accommodations Tax		Certificates of Participation	107
Budget Summary	96	Clerk of Court's Office	
Accounting Policies	155	Budget Summary	77
Administrative and Appointed Staff	vi	Mission	77
Administrative Services	43	Goals	77
Appropriations		Staffing Levels	77
<i>(See individual funds – General Fund,</i>		Circuit Solicitor's Office	
<i>Enterprise Fund,</i>		Budget Summary.....	76
<i>Internal Service Fund,</i>		Mission	76
<i>and Special Revenue Fund)</i>		Goals	76
Assessed Value	24	Staffing Levels	76
Auditor's Office		Code Enforcement, Division of	
Budget Summary	82	Budget Summary.....	65
Mission Statement	82	Goals	65
Goals	82	Staffing Levels	65
Staffing Levels	82	Contents, Table of	ii
Authorized Positions	27	Coroner's Office	
B		Budget Summary	86
Board of Assessment Appeals		Mission	86
Budget Summary	57	Goals	86
Goals	57	Staffing Levels	86
Staffing Levels	57	County Administrator's Office	
Budget Award	vii	Budget Summary	45
Budget Highlights	21	Mission	45
Budget Message	1	Goals	45
Budget Ordinance, FY2004	13	Staffing Levels	45
Budget Ordinance, FY2005	17	County Attorney's Office	
Budget Overview	21	Budget Summary	46
Budget Preparation	10	Mission	46
Budget Process	8	Goals and Objectives	46
Budget Policies	145	Staffing Levels	46
Budget Summary (by department)		County Council Office	
<i>See appropriate department</i>		Budget Summary	44
C		Mission	44
Capital Improvement Plan Policies ...	133	Goals and Objectives	44
Capital Improvement Program		Staffing Levels	44
Financing Summary	113	County Council Members	v
Funding Sources	113	County Council Priorities	5
Operating Budget Impact	114	County Office Revenue	25
Planning Process	111	County Profile	162
Program Status	112	County Population	162
Summary of Projects.....	116	County Seal	i
Capital Leases	108	D	
		Debt Margin	106
		Debt Management Policies	109
		Debt Service Fund	105

Demographics
 Housing Characteristics 162
 Population 162
 Departmental Budget Summaries
 Administrative Services 43
 General Services 47
 Fiscal Services 81
 Human Resources 59
 Judicial Services 75
 Law Enforcement Services 85
 Other Services 89
 Public Safety 69
 Public Works 64
 Detention Center, Division of
 Budget Summary 70
 Goals and Objectives 70
 Staffing Levels 70

E

E-911, Division of
 Budget Summary 96
 Education and Training Profile 163
 Elected Officials vi
 Emergency Medical Services, Division of
 Budget Summary 71
 Goals 71
 Performance Measures 72
 Staffing Levels 71
 Employee Benefit Fund 89
 Employment Statistics
 Industry Group Employment 163
 Unemployment Rate 163
 Engineering, Division of
 Budget Summary 66
 Goals 66
 Performance Measures 67
 Staffing Levels 66
 Enterprise Fund
 Estimated Financial Sources & Uses 34
 Fund Summary 143

F

Financial Operations, Division of
 Budget Summary 48
 Goals 48
 Performance Measures 49
 Staffing Levels 48
 Financial Policies 151
 Fiscal Services 81
 Fleet Management, Division of
 Budget Summary 140

Performance Measures 140
 Foreign Investment 165
 Forensics, Division
 Budget Summary 73
 Goals 73
 Staffing Levels 73
 Fund Balance 29
 Fund Summary
 General Fund 40
 Enterprise Fund 143
 Internal Service Fund 139
 Special Revenue Fund 95
 Fund Types, Overview 11

G

General Fund
 Appropriations 40
 Five Year Projection 30
 Fund Summary 37
 Resources 40
 General Services
 Mission 47
 Operating Budget 47
 General Obligation Bonds 105
 Geographic Information Services (GIS)
 Budget Summary 50
 Goals 50
 Staffing Levels 50
 Glossary 171
 Government Finance Officers Assoc
 Award vii
 Governmental Funds
 Estimated Fin. Srce & Uses 22

H

Health and Dental Fund
 Budget Summary 142
 Home Incarceration Program
 Budget Summary 97
 Human Relations, Division of
 Budget Summary 60
 Goals 60
 Staffing Levels 60
 Human Resources
 Mission 59
 Operating Budget 59
 Human Resources, Division of
 Budget Summary 61
 Goals 61
 Staffing Levels 61

I

Income Demographics
 Per Capita Income 162
 Industry Group Employment 163
 Infrastructure Bank/Reserve
 Budget Summary 99
 Information Systems, Division of
 Budget Summary 51
 Goals 51
 Staffing Levels 51
 Interfund Transfers 94
 Intergovernmental Revenue 26
 Internal Service Fund 139
 Investment Policies 159

J

Judicial Services 75

L

Labor Force Profile 163
 Law Enforcement Services 85
 Legislative Delegation 90
 Long Term Debt 105

M

Magistrate Courts
 Budget Summary 78
 Mission 78
 Goals 78
 Staffing Levels 78
 Major Employers 165
 Master in Equity's Office
 Budget Summary 79
 Mission 79
 Goals 79
 Staffing Levels 79
 Medical Charities
 Budget Summary 100
 Medical Examiner's Office
 Budget Summary 87
 Mission 87
 Goals 87
 Staffing Levels 87
 Mission Statement (Organization) ... iii

N

Nondepartmental Fund 90

O

Office of Management and Budget
 Budget Summary 52
 Goals 52
 Performance Measures 53
 Staff vii
 Staffing Levels 52
 Operating Budget Policies 154
 Ordinance, FY2004 Budget 13
 Ordinance, FY2005 Budget 17
 Organizational Chart iv
 Other Services 89
 Outside Agency 92

P

Planning Commission
 Budget Summary 91
 Mission 90
 Goals 91
 Staffing Levels 91
 Policies
 Budget 145
 Capital Improvement Program ... 133
 Debt Management 109
 Financial 150
 Fiscal Policies in Brief 7
 Investment 158
 Population & Household Characteristics. 162
 Position Summary 27
 Probate Court
 Budget Summary 80
 Mission 80
 Goals and Objectives 80
 Staffing Levels 80
 Priorities, Council 5
 Property Taxes 24
 Property Tax Revenue 24
 Property Management, Division of
 Budget Summary 68
 Goals 68
 Staffing Levels 68
 Proprietary Funds 139
 Estimated Finan. Srcs & Uses 32
 Public Safety
 Mission 69
 Operating Budget 69
 Public Works
 Mission 64
 Operating Budget 64
 Purchasing, Division of
 Budget Summary 54
 Goals 54

Performance Measures55
 Staffing Levels 54

Q
 Quality of Life 167

R
 Reader's Guide viii
 Real Property Services, Division of
 Budget Summary 56
 Goals 56
 Staffing Levels 56
 Register of Deeds
 Budget Summary 83
 Mission 83
 Goals 83
 Staffing Levels 83
 Registration and Election, Division of
 Budget Summary 62
 Goals 62
 Staffing Levels 62
 Reserve, Fund Balance 30
 Revenue Highlights 24
 Property Taxes 24
 County Office Revenue 25
 Intergovernmental Revenue 26
 Other 26
 Revenue Policies 151
 Risk Management Policies 158
 Road Program
 Budget Summary 102

S
 Sheriff's Office
 Budget Summary 88
 Mission 88
 Goals 88
 Staffing Levels 8
 Special Source Revenue Bonds 107
 Solid Waste, Division
 Budget Summary 143
 Goals 143
 Staffing Levels 143
 Special Revenue Fund 95
 Stormwater Management, Division of
 Budget Summary 144
 Goals 144
 Staffing Levels 144

T
 Table of Contents..... ii
 Tax Collector's Office
 Budget Summary 58
 Goals58
 Staffing Levels 58
 Transportation Assets165
 Treasurer's Office
 Budget Summary 84
 Mission 84
 Goals 84
 Staffing Levels 84

U
 Unemployment Rates 163
 Unreserved Fund Balance 30
 Utilities166

V
 Veteran's Affairs, Division of
 Budget Summary 63
 Goals63
 Staffing Levels 63
 Victim's Rights
 Budget Summary 102

W
 Worker's Compensation
 Budget Summary 142